



Introductory sub-table (I)(a)

Name of the Company: ZUARI GLOBAL LIMITED (formerly known as Zuari Industries Limited)			
Scrip Code, Name of the scrip, class of security: 500780 ZUARIGLOB			
Quarter ended: 31st March, 2014			
Partly paid-up shares:-		No. of partly paid-up shares	As a % of total no. of partly paid-up shares
			As a % of total no. of shares of the company
Held by promoter/promoter group			
Held by public			NIL
Total - D		0	
Outstanding convertible securities:-		No. of outstanding securities	As a % of total no. of outstanding convertible securities
			As a % of total no. of shares of the company, assuming full conversion of the convertible securities
Held by promoter/promoter group			
Held by public			NIL
Total - E		0	
Warrants:-		No. of warrants	As a % of total no. of warrants
			As a % of total no. of shares of the company, assuming full conversion of warrants
Held by promoter/promoter group			
Held by public			NIL
Total - F		0	
Total paid-up capital of the company, assuming full conversion of warrants and convertible securities		29440604 EQUITY SHARES of Rs.10/- EACH AGGREGATING TO Rs.294406040/-	

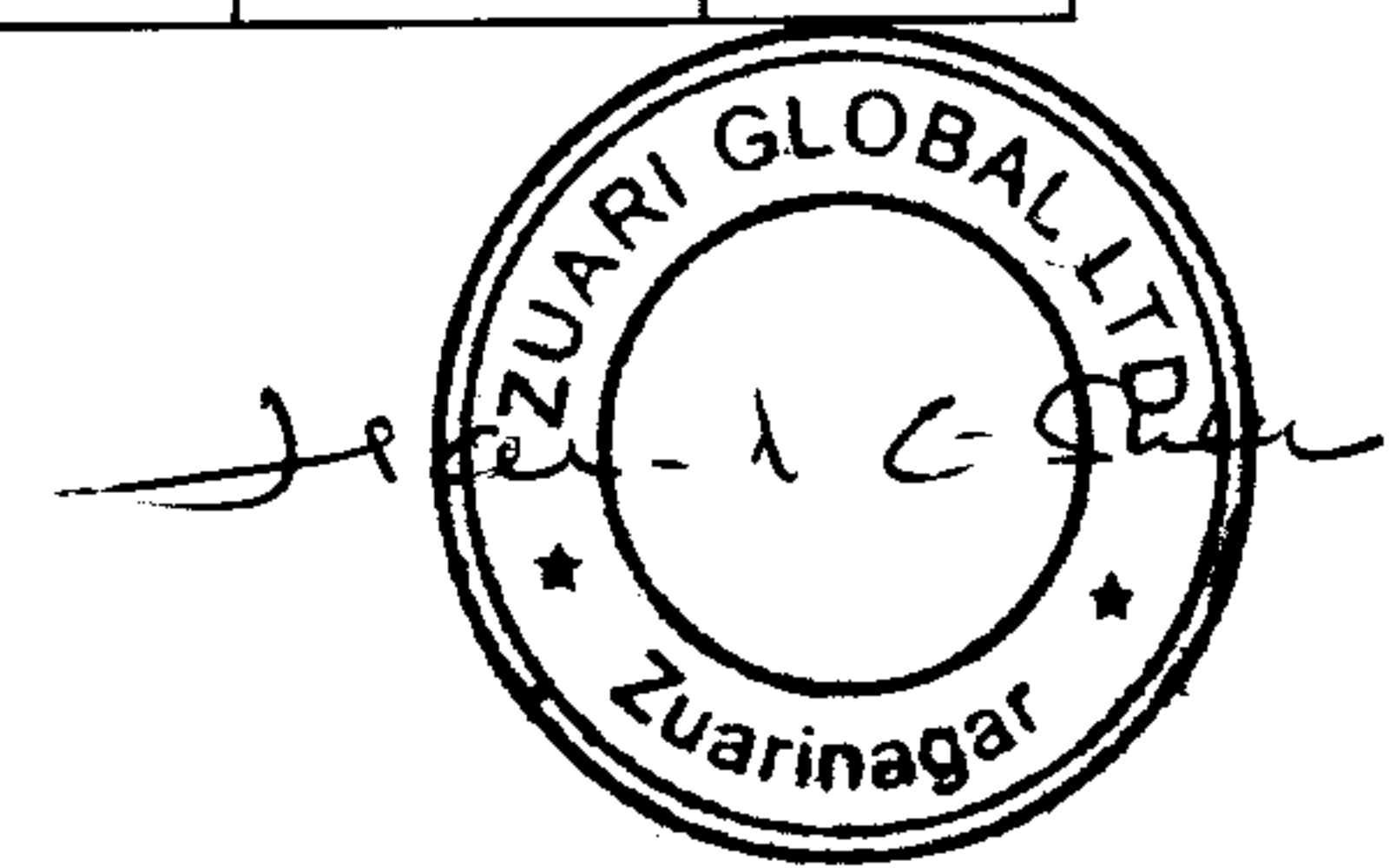


Statement Showing Shareholding Pattern								
Category code	Category of Shareholder	Number of Shareholders	Table (I)(a)		Total shareholding as a percentage of total number of shares		Shares Pledged or otherwise encumbered	
			Total number of shares	Number of shares held in dematerialized form	As a percentage of (A+B) ¹	As a percentage of (A+B+C)	Number of shares	As a percentage
(I)	(II)	(III)	(IV)	(V)	(VI)	(VII)	(VIII)	(VIII)/(IV)*100
(A)	Shareholding of Promoter and Promoter Group²							
1	Indian							
(a)	Individuals/ Hindu Undivided Family	5	1530164	1530164	5.20	5.20	0	0.00
(b)	Central Government/ State Government(s)							
(c)	Bodies Corporate	14	10072903	10072903	34.21	34.21	4171767	41.42
(d)	Financial Institutions/ Banks							
(e)	Any Others(Specify)							
(e-i)								
(e-ii)								
	Sub Total(A)(1)	19	11603067	11603067	39.41	39.41	4171767	35.95
2	Foreign							
a	Individuals (Non-Residents Individuals/ Foreign Individuals)							
b	Bodies Corporate	2	7491750	7491750	25.45	25.45		

Jecun




c	Institutions								
d	Any Others(Specify)								
d-i									
d-ii									
	Sub Total(A)(2)	2	7491750	7491750	25.45	25.45			
	Total Shareholding of Promoter and Promoter Group (A)= (A)(1)+(A)(2)	21	19094817	19094817	64.86	64.86	4171767	21.85	
(B)	Public shareholding								
1	Institutions								
(a)	Mutual Funds/ UTI	3	1600100	1600000	5.44	5.44			
(b)	Financial Institutions / Banks	32	3840	675	0.01	0.01			
(c)	Central Government/ State Government(s)								
(d)	Venture Capital Funds								
(e)	Insurance Companies	9	2433344	2433094	8.27	8.27			
(f)	Foreign Institutional Investors	15	1254251	1253851	4.26	4.26			
(g)	Foreign Venture Capital Investors								
(h)	Any Other (specify)								
(h-i)	Foreign Bank	1	217	217	0.00	0.00			
(h-ii)									



	Sub-Total (B)(1)	60	5291752	5287837	17.97	17.97		
B 2	Non-institutions							
(a)	Bodies Corporate	375	1317087	1299902	4.47	4.47		
(b)	Individuals							
I	Individuals -i. Individual shareholders holding nominal share capital up to Rs 1 lakh	35706	3253657	2879183	11.05	11.05		
II	ii. Individual shareholders holding nominal share capital in excess of Rs. 1 lakh.	16	308939	293749	1.05	1.05		
(c)	Any Other (specify)							
(c-i)	Clearing Members	174	82904	82904	0.28	0.28		
(c-ii)	Non Resident Indians	224	80933	78096	0.27	0.27		
(c-iii)	Overseas Bodies Corp.	1	450					
(c-iv)	Trusts	6	10065	10065	0.03	0.03		
	Sub-Total (B)(2)	36502	5054035	4643899	17.17	17.17		
(B)	Total Public Shareholding (B)= (B)(1)+(B)(2)	36562	10345787	9931736	35.14	35.14		
	TOTAL (A)+(B)	36583	29440604	29026553	100.00	100.00	4171767	14.17
(C)	Shares held by Custodians and against which Depository Receipts have been issued							
1	Promoter and Promoter Group							
2	Public							
	Sub-Total (C)	0	0	0	0	0	0	0.00
	GRAND TOTAL (A)+(B)+(C)	36583	29440604	29026553	100.00	100.00	4171767	14.17

Jra -



(I)(b) Statement showing holding of securities (including shares, warrants, convertible securities) of persons belonging to the category "Promoter and Promoter Group"

Sr.	Name of the shareholder	Details of Shares held		Encumbered shares (*)			Details of warrants		Details of convertible securities		Total shares (including underlying shares assuming full conversion of warrants and convertible securities) as a % of diluted share capital	
		Number of shares held	As a % of grand total (A) + (B) + (C)	No.	As a percentage	As a % of grand total (A)+(B)+(C) of sub-clause (I)(a)	Number of warrants held	As a % total number of warrants of the same class	Number of convertible securities held	As a % total number of convertible securities of the same class		
No.	(I)	(II)	(III)	(IV)	(V)	(VI)=(V)/(III)*100	(VII)	(VIII)	(IX)	(X)	(XI)	(XII)
1	Globalware Holdings Ltd.	7012000	23.82									
2	Texmaco Infrastructure & holdings lt	2757941	9.37									
3	Adventz Investments & Holdings Ltd	1601723	5.44									
4	Coltrane Corpn. Ltd.	479750	1.63									
5	Jeewan Jyoti Medical Society	138550	0.47									
6	ADVENTZ FINANCE PRIVATE LIMITED	85789	0.29									
7	Duke Commerce Ltd.	301761	1.02									
8	Saroj Kumar Poddar	880933	2.99									
9	Adventz Securities Enterprises Ltd.	98804	0.34									
10	Adventz Inv. Co. Pvt. Ltd.	32500	0.11									
11	Ricon Commerce Ltd.	8100	0.03									
12	Jyotsna Poddar	471621	1.60									
13	New Eros Tradecom Ltd.	1196767	4.07	1196767	100.00	4.07						
14	SIL Investments Ltd.	3208000	10.90	2975000	92.74	10.11						
15	Pilani Investment & Ind. Corp. Ltd.	434000	1.47									
16	RTM Investment & Trading Co. Ltd.	110768	0.38									
17	SCM Investment & Trading Co. Ltd.	35000	0.12									
18	Ronson Traders Ltd.	63200	0.21									
19	Sarla Devi Birla	30000	0.10									
20	Saroj Kumar Poddar(HUF)	10457	0.04									
21	Akshay Poddar	137153	0.47									
27												
	TOTAL	19094817	64.86	4171767	21.85	14.17	0	0	0	0	0	0


(*) The term "encumbrance" has the same meaning as assigned to it in regulation 28(3) of the SAST Regulations, 2011




E. Shree

(I)(c)(i) Statement showing holding of securities (including shares, warrants, convertible securities) of persons belonging to the category "Public" and holding more than 1% of the total number of shares

Sr. No.	Name of the shareholder	Number of shares held	Shares as a percentage of total number of shares {i.e., Grand Total (A)+(B)+(C) indicated in Statement at para (I)(a) above}	Details of warrants		Details of convertible securities		Total shares (including underlying shares assuming full conversion of warrants and convertible securities) as a % of diluted
				Number of warrants held	As a % total number of warrants of the same class	Number of convertible securities held	% w.r.t total number of convertible securities of the same class	
1	General Insurance Corp. Of India	565922	1.92					
2	Life Insurance Corp. of India	1350526	4.59					
3	The New India Ass. Co. Ltd.	446010	1.51					
4	Reliance Capital Trustee Co. Ltd.	1600000	5.43					
5	Deutsche Securities Mauritius Ltd.	899027	3.05					
6	Siegil India Ltd.	331200	1.12					
TOTAL		5192685	17.64	0	0	0	0	



(I)(c)(ii) Statement showing holding of securities (including shares, warrants, convertible securities) of persons (together with PAC) belonging to the category "Public" and holding more than 5% of the total number of shares of the company								
Sr. No.	Name(s) of the shareholder(s) and the Persons Acting in Concert (PAC) with them	Number of shares	Shares as a percentage of total number of shares {i.e., Grand Total (A)+(B)+(C) indicated in Statement at para (I)(a) above}	Details of warrants		Details of convertible securities		Total shares (including underlying shares assuming full conversion of warrants and convertible securities) as a % of diluted share capital
				Number of warrants	As a % total number of warrants of the same class	Number of convertible securities held	% w.r.t total number of convertible securities of the same class	
1	Reliance Capital Trustee Co. Ltd. A/c. Reliance Regular Savings Fund - Equity Option	1600000	5.43					
TOTAL		1600000	5.43	0	0	0	0	0




(I)(d) Statement showing details of locked-in shares

Sr. No.	Name of the shareholder	Number of locked-in shares	Locked-in shares as a percentage of total number of shares {i.e., Grand Total (A)+(B)+(C) indicated in Statement at para (I)(a) above}
1			
2			
3			
4			
5			
6			
7			
8			
9			
TOTAL		0	0.00



(a) Statement showing details of Depository Receipts (DRs)

No.	Type of outstanding DR (ADRs, GDRs, SDRs, etc.)	Number of outstanding DRs	Number of shares underlying outstanding DRs	Shares underlying outstanding DRs as a percentage of total number of shares {i.e., Grand Total (A)+(B)+(C) indicated in Statement at para (I)(a) above}
AL		0	0	0.00



(II)(b) Statement showing holding of Depository Receipts (DRs), where underlying shares held by "promoter/promoter group" are in excess of 1% of the total number of shares

Sr. No.	Name of the DR Holder	Type of outstanding DR (ADRs, GDRs, SDRs, etc.)	Number of shares underlying outstanding DRs	Shares underlying outstanding DRs as a percentage of total number of shares {i.e., Grand Total (A)+(B)+(C) indicated in Statement at para (I)(a) above}
1				
2				
3				
4				
5				
6				
7				
8				
9				
TOTAL			0	0.00

